Printer Accounts Manager through the Ages

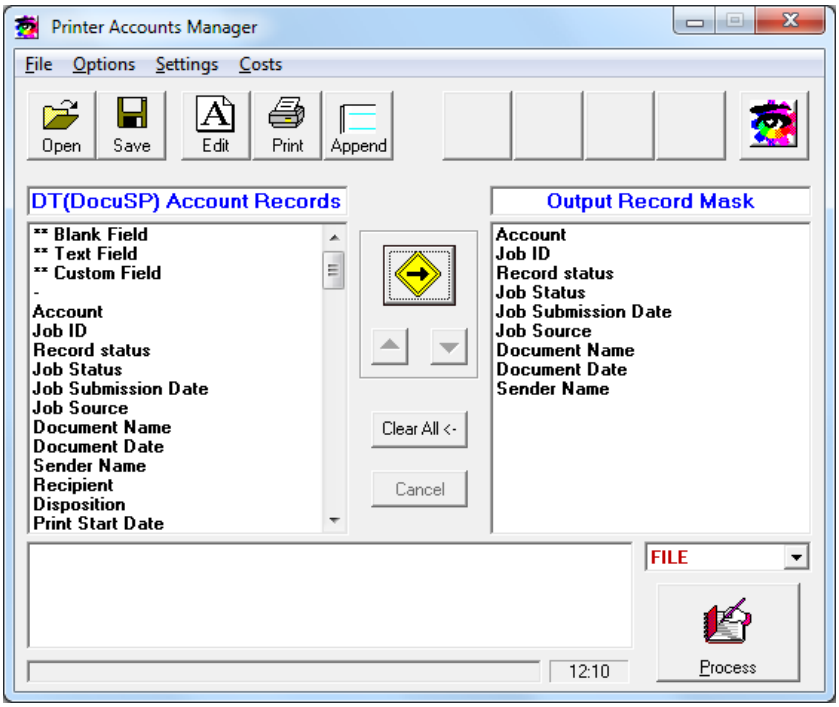

2001 -Version 2.5

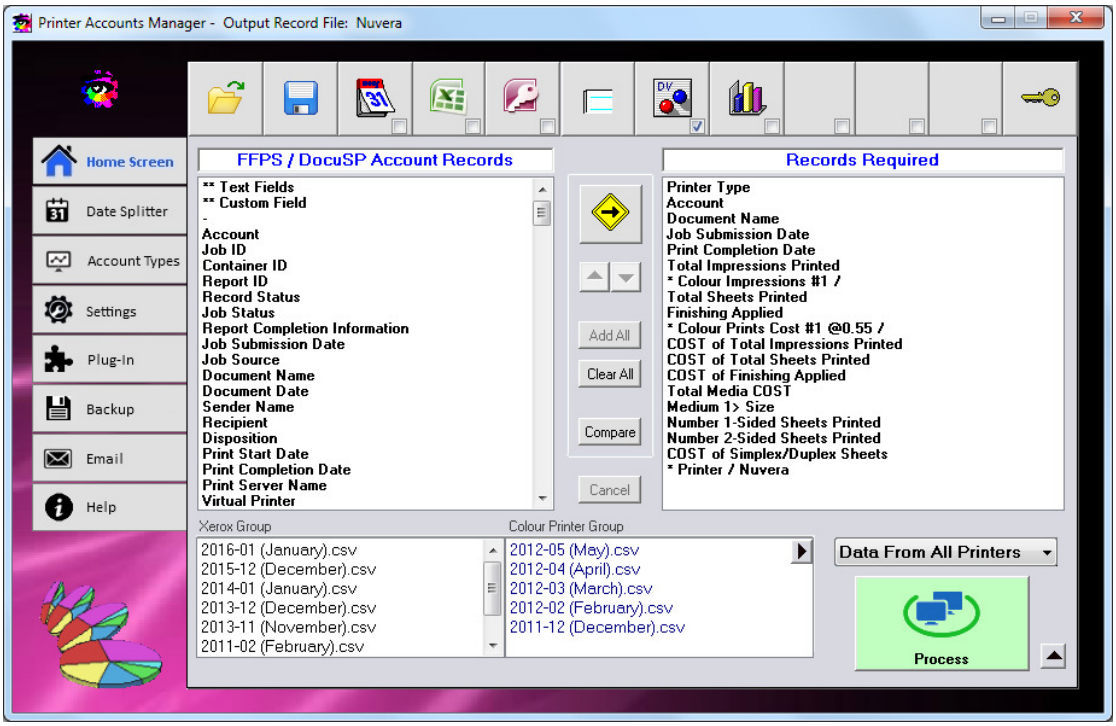

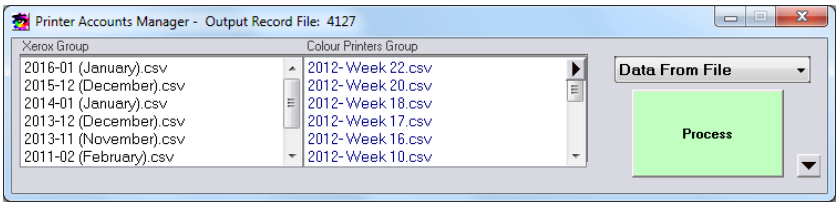

2016 – Version 9.0

PAM Program Version History

9.0 New design Left Option buttons, can be configured to just show Icons
Minimised (Shrunk) Home Screen option added
Option added to see Date Split files on Main Screen
Extra Igen 5 fields added
Versant Fiery Auto Export support.
PAM Register button on Help Screen
Donate option added on registration screen.
Fixed last record bug in Fiery auto export
DataView 4.74
Changed subtotal data to single from double type to save memory
Added \\ for no header in shortcut properties

8.9 Coded internal FTP collection of files

8.81 Fixed compatibility issues with Office/Excel 2013
DataView 4.72 – Minor changes.

8.8 Renamed 'Data Analyser' to 'Date Splitter'
Added new 'Date Splitter' Screen. Replaces the options on the DS Button and is easier to use.
Added extra help buttons to various screens
Load Background Picture Option.
Updated User Guide to version 8.8

DataView 4.71
Now reads in the exported accounting data from the Office Printers with common controller.
Display Options in the Report Designer can now be renamed.

8.71 New Mini Toolbar in Watched Printer Mode
Added Close Menu Option to System Tray Menu
Changed Search for files text in WP Mode
Now Renames duplicate Header names when converting to an Access database
Fixed Error(35600 Index OOB) with External Log Window when empty.
Now backs up Data Analyser settings

8.7 Enhanced and simplified Processing of Archived Data.
Choosing 'File' uses the normal method where you select one or more files to process, and then the Plug-In to run with the data.
Choosing any other option will process all the files in the selected Archive folder or folders. (Selecting '*All Printers*', '*Printer Groups*' or '*Individual Printers*')
All data processed will then be passed on to the selected Plug-In.
For PAM to process the data from a folder, the archived file name must begin with the same name as the selected printer.
Option added to open an external log window.
Fiery Auto Export option added to the 'Account Types' Screen
Fixed Quotes within quotes issue with custom files (Fiery Export)
Removes unreadable data from beginning of Fiery auto export files
Fixed record count on Fiery Mixed Media files.

Monthly Data v1.9
Monthly Data can now read the Date records from Fiery Auto Export files
Fixed 'Text Fields' header not displaying correctly in MD file.
Fixed processing manual instead of watched files bug which seems to have been there since the inbuilt version of the Monthly Data app.

8.65 *DataView 4.6*
Select rows with bold text option added.
Starts with Green Lines
Fixed minor bugs:

Not saving calculation formulas
Error Removing blank calculation expression
Edit record now calculates Total Cost
Cost entries now conform to correct decimal places
Column width now maintained
Cancel on 'Fill highlighted fields' does not leave blank fields
Select not equal to now does not select the highlighted row.

8.64 New Help PDF for Data Analyser
Removed reading Main Screen size details.
New look Main screen Buttons.
Inserted error messages when running Data Analyser in Collect mode
Show error message when no web site details and select default sites

*** Fixed bug with wrong report of error when using Data Analyser(Open stream 2, since 8.61)

Can now download new files as well as replacement files.
Docs panel reads from docs folder and programdata\pam folders
Docs Panel now only reads PDF files

8.6.2 Added Change Group to Data Analyser Screen
Fixed Data Analyser Help not displaying PDF

8.6.1 Rewrite of the MD Analyser and Plug-In running code in normal and WP Mode.
MD Analyser and plug-In for each printer group will both run if selected.
If the Override Plug-In for the printer is selected only that plug-In will run for that printer. The Override plug-in will only run when collecting from a single printer or in WP Mode
Added a clear Cost data option
Now asks to save printer settings when changed.
Colourised the main screen
Only allows 1 printer (not 2) to be added if not registered
Fixed Admin Logon Issue in WP Mode (from 8.6)

8.6 Monthly Data Analyser now built in to main software
and now works with both printer groups.
Check for Updates option added.
New INI file structure for Program & Printer program data.
Added Percentage processed info to progress bar
All required record names can now be renamed (cost records as well).
All Dates converted to same format dd-mmm-yyyy
MD Excel now opens when file has missing data

Monthly Data 1.8
Works with new altered mask fields
Header Y/N option added
Test for Media file
Re coded to Speed up processing.

8.5.2 Virtual printer Name can now be used for Offline Finishing name
In Finishing *Name is now acceptable as a finishing type
Compare records option added, makes it easier to make new record lists for different types of printers.
Bug Fixes:
Offline line finishing now works if custom field is the last record item
Fixed No Group Selected error in Watched Printer Mode
Fixed Registering giving the wrong message when 20 day trail finished.
Fixed Access sheets not showing when illegal characters in header.(.![])

8.4 Added horizontal scroll bar to both main record lists.
In WP Mode 'Check Now' option added to Process Button and to System Tray icon.
Fixed Excel not reading Stock Files. (Only 31 characters allowed in sheet name)

Fixed issue when processing multiple files in WP mode for a custom printer.
Fixed Non reporting of media stocks info on FFPS data
Fixed Intermittent issue with 'Cancel Process'

DataView 4.5
Calculate Column function added, allows manual calculations with data
Uses expressions. Expression Builder screen added.
DataView 4.4
Auto calculates costs.
(Main Field name needs a #X. Total Field needs #X and @COST)
Insert and Remove Columns options added.
If data File altered a save prompt is shown on exit
Fixed sub total/config error message bug
LookUp Table Load and Save Data Options added
Convert Date to Hour now works if first data record is blank

8.3 Support for FFPS 8 (SP2) and above 'accounting data' export types.
Rewrite of EBCIDIC conversion now faster.
Support for D125/4127 family accounting data.
Custom printer setup option to ignore first X lines of data. (for D125)
Custom printer cost files can now be renamed. (for D125)
Fix for list shrink when font size changed
Fixed Bug: Custom printer error when cost banding selected

DataView 4.2
Open Multiple Files with DataView Normal Open option.
Each file must have the same number of records or Dataview may complain
Only a Date field is now auctioned by 'Show Hour'
Invert Selection Option
Extra Highlighted Records now add to existing Highlighted records until reset
Copy,Cut Paste records options added
Right Click Options added to main list.
Remembers Column width when switching between Sub Total and Full Screens
Defaults column width to the length of header whatever the font size selected
Takes spaces off of data when sub Totalling

Fixed Bug when loading Subtotalled File where Full List was available
Fixed wrong error message when first column header blank

8.2.4 Maximum fields Fix for Fiery and Freeflow data
Max output fields reduced from 300 to 256 for compatibility with *Excel 2003*
Tip: Duplicate Field names are not allowed by Access, so rename them by 'double clicking' on the output record name in PAM
DataView 4.1
New Data Editor
Cut and Paste whole records
Fill highlighted cell option.
Spring Clean, Lots of tweaks to improve usability
Fix for Max fields displayed.
8.2.3 Cost's saved if you quit PAM from costs screen after making an alteration
Backward compatible MSADO60 library added.
DataView 3.91 : Fix for Data Report not displaying in XP
*Monthly Data 1.*78 *:* Fix for Save folder not opening in XP
8.2.2 No need to re-registered PAM when upgrading
8.2.1 Bug Fix: Excel export not showing last Column of data
8.2.0 Speeded up Excel exports
PAM Backgrounds added
Excel export now works correctly when comma output isn't selected.

8.1.3 Cost settings now automatically save
Cost bands auto update
Only numbers can now be entered into the cost boxes. (Bug since version 8.0)

8.1.2 Fix for Access and Transform not running correctly
Fix for Tab Order in Costs
Fix for Data Version Numbers for Freeflow DFE's
Fix for DC770 files with gsm instead of g/m
Fix - Process from file now always saves as B/W file
When Export MD Multiple to Excel and only one file selected. Sheet is now named after the date not PAM Data.

8.1.0 Export to Excel and Access Button's Added. Does not require 'Macros' to be run within Excel or Access.
All delimited output files (except Fixed Width) can be read by DataView, Excel and Access.
Data can be exported to Excel & Access after processing. There are options in Setup/General Settings to run or not run the application after collection.
Data exported in this way will be exported as an Excel Worksheet or an Access table.
The Monthly Data files can now be opened from any of the above three apps.
When Selecting more than one File from Monthly Data you can....
Export to Excel as a Single Sheet or as a Sheet for each file.
Export to Access as a Single Table or as a Table for each file.
Menu's added to the Monthly Data, Excel & Access buttons
All temp file's and all .csv files removed from the temp folder on exit.
Transform 1.1 Now added as a 'User' Option. This has a extra setup button within the 'User Button' config screen.
Monthly Data 1.77 Now saves folder location on exit
Dataview 3.9 Fixes small bug in auto report settings
Small change to 'open dialog' for compatibility with PAM 8.1

8.0.9 Fixed problems with the setting and saving of Custom Account records

8.0.8 Fixed Registration Bug. Not accepting after wrong input
Registration now works OK with USA settings
Paste button added to registration form
Excel97MD now looks in temp folder for MD folder location
Monthly Data 1.76
MD folder location now saved to temp folder as well

8.0.7 Fixes for a few small bugs
Some settings not saving (Delimiter, Unknown account, Email subject, Hour offset)
Media stock file now saved with the chosen delimiter format.
Warnings added for using Plug-In's with Appended Data

8.0.6 Support for Fiery 9 files
Support for Fiery Mixed Media Files
Fiery stock list compiled with Mixed Media files.
Faster processing of Fiery Files
Option to disable Fiery csv file check. (newer fiery csv files contain good/better data)
For costing on Fiery, Media Page count is now taken from 'Total number of Sheets Printed'
Fiery media costs can be calculated by Type or Weight
Other/Offline Finishing entries increased from 20 to 40
Override plug-in at printer level. Example: Run monthly data with individual printers into separate folders
Option to rename output field to change header title
Re sorted out the Plug-In run order. Now works for Watched Printer Mode
Monthly data if selected on main screen will run on both groups now for Normal and Watched Printer Mode
Checks for Operating System on start-up
Can Force XP or Windows 7 from shortcut. (win7 or xp as extensions to the program filename)
Registration Changes.
20 days to register. Pass code lasts for 8 to 13 days
Unregistered Version has features disabled
Watched Mode
Email
Security

Custom Account Files
Customising Existing Account Fields
Personalise
Save Costs
Print Costs
Only one Printer can be configured
No assigned programs/Buttons
Renamed PAD back to Monthly Data

Bugs Fixed:
Error when entering pass code and system tray enabled..Fixed (Only error on upgrades)
Unable to register in Windows (French Language version)(since 7.2)
Unable to collect files if no records required selected
Unknown Fiery fields showing first data field
Not backing up Archive files in folders
Not backing up Log Files
Multiple Finishing Costs
Monthly data Stock first line No Date
Other finishing only using first 5 entries on French and Dutch DocuSP
Problem adding new printers (from 7.2 update)

Dataview 3.8
Word Templates can be saved anywhere
Word Reports can be saved anywhere
Open multiple files when folder/ name used in command line

Version 7.2 ** New Costing Option for Simplex/Duplex Pages
** Different 'Cost' files can now be applied for each printer.
Plug-in's now run in the following order
Group 1 Plug In
Group 2 Plug In
PAD Plug-In(On menu Bar)(default group Only)
Process button now reads 'Watched Printer Mode'
** PAM Licensed now by days (0-6 years)
PAD version 1.7
Fix for no header files
Dataview 3.7
** Now possible to copy & rename Dataview.exe and run as separate application with different set up etc. Allows you to configure different for B/W and Colour
Fixed Bugs:
Fix for monthly data Bug (wrong call to MD.exe not PAD.exe)
Changing Group names now displays all names in list.
Running programs from User Buttons now improved.
Fix for icon not displaying on first user button.

Version 7.1 Support added for BIG fiery accounting files
Default server path shown when new printer selected
'Monthly Data' plug-In renamed to PAD (Printer Accounts Dater)
Version 1.6, Now has Weekly and Quarterly options
Dataview v3.6. Can now convert dates to Weeks, Months, Quarters and Years

Version 7.0 New easier to use and configure
New Look N Feel
New User Guide
Various Improvements to Custom Printer module
Auto run application from option on main buttons
New all fields button
FTP test option added to Printer setup screen
Support for new Docusp version 10 files
Support for new Fiery version 5 rips. (Mixed media files are faulty do not use) -
Convert to 24 hr time
Three Year Licence Life

Monthly Data v1.53
Monthly data, media files in separate folder
Monthly Data Bug repeating headers on Stock Lists
Fixed bug with nodate
Now blanks setup details on faulty startup

Version 6.6 Monthly Data v1.4
Creates Dated Media Stock Lists
Bug Fix for DocuSP RLD files not creating a media stock list.

Version 6.5 Monthly Data v1.1 Plug-In and Instructions.
This plug-in allows you to collect data when you want to and all the months data is saved in one monthly file.
Data can also be saved in daily interval files
Now able to run plug-in with Watched Printer mode. This makes the Monthly data a very powerful tool for collecting and saving data automatically.
Excel97 MD.xls spreadsheet added to open Monthly data files.
Open Monthly Folder option added to file menu
Option added to WP mode to not save data as one file.
Option to suspend or not suspend WP mode on error.
DataView 3.2
Compatible with Monthly Data Plug-In
Open one or more MD files from the last MD folder used.
6.5.1 Added menu items to run Dataview from the system tray icon
Only one instance of PAM can now be run at once.
DataView 3.4
Restriction to run from PAM removed. Dataview can now be run with the 'md' command, to auto open monthly data folder.
Auto SubTotal and auto report can run when opening Monthly Data file
'Quit Dataview' button added to report screen to enable quick exit.
Monthly Data Plug-In v1.3 contains fix for the custom field bug.
Added extension to open any folder (Path must end in \ )
Opened file name now shown in window title
File name shown in Designer Report if report sub header entry is empty
Icon Change
Bug Fix. Sorted out the startup bugs introduced in version 3.2

Version 6.2 PAM can now automatically detect and process all the data types that DocuSP exports. Including RLD files with both : and ; separators
Option added to reverse the Day/Month data from RLD files to convert US date to European format.
Option added to show the *Base* cost in the Header of DocSP files. E.G. ***Sheets @ 0.02***
Watched folder mode now processes EBCIDIC and RLD files.
Watched folder mode now works with French and Dutch DocuSP data.
Watched folder mode now archives collected data into month folders.

Version 6.1 Archived Data now goes into month folders for neater storage
Commas in file and path names now allowed and saved.
Bug fix on custom printer data not removing commas from text strings.
DataView version 3.0
Background Coloured Lines feature added
Extra Data Sort options added for sorting Dates and Numbers.
'Number' sort options now available on the SubTotal screen.
Search and Highlight multiple items.
Shows number of selected rows from search.
Date selector for selecting data between two dates.
Auto Size option for single or all columns.
Move displayed data in sub total/sub total screen.
Right Click on SubTotal button for subTotal settings.
Now Retains Sort Order when returning from Sub-Total screen.
Bug Fix with SubSub Total displaying different totals for different case entries
Bug Fix with SubSub Total not displaying <no data> entries.

Bug Fix DesignerColumn.dat now loads from install folder.

Version 6.0 Input Printer Account Record fields are now fully customisable.
Option to Customise or Restore Fields. Customised fields can be backed up and restored by the backup utility.
Collect Data Only Option Added.
This mode will just collect all the raw, unprocessed data from devices.
More Watched Mode improvements.
Auto run feature and minimise PAM to the system tray option added
PAM now checks on entry to Watched Mode and each time it polls the printers for the existence of the two folders that contain the collection files and for the Archive folder.
If a problem is found then the System tray icon will flash, a message will appear in the PAM message window and the Watched Log is updated.
PAM also checks when its collecting files for the configured folders.
PAM will move the data file to 'Faulted Files Folder' if:
PAM is Unable to Archive or cannot find the collection (save) data file.
Files in 'Faulted Files Folder'

Faulty Data	data files in the wrong format
Not Processed	data files not processed because collected data folder not found
Not Archived	data processed but not archived because archive folder not found

Feedback of above errors given in message window and Watched log.
On all the above fault conditions Watched Mode is suspended.
The Watched log can now be opened by right clicking on the system tray icon.
Watched Mode can be re-started in the same way.
Opening folders from File menu now runs Windows explorer.
Shows Windows in task bar which enables alt/Tab program switching.
Email support screen added.

6.0.3 Collected or Processed data can be attached and automatically emailed using your email client. Default Email settings are fully customisable.
Now works with Outlook and Outlook Express. Not tested on other mail clients.
Both printer groups data and media stock data can be manually or automatically emailed after collection.
GMT offset option added to DocuSP settings section. This overcomes a software bug with the French DocuSP software. PAM can now alter the collected data's time fields by -12 to +12 hours. Normal setting is 0
Combined paman.bin and pamextra.dat to one file
Error checked the email client forms
Fix: (since ver. 5.0.1) Problem saving a decimal number in a French language Windows system causes saved data to corrupt. This is because French decimal data is written as 8,4 not 8.4
Fix: Finally sorted out the window over window problem.
Fix: Dataview PDF can now be opened from the PAM help menu.

Dataview version 2.66
Fix for error when looking for duplicate records when only one record.

6.0.4 Increased DocuSP 'Other Finishing' types to 20.
Wild card * can now be added to Finishing type name.
Help for 'Other Finishing' added.
Custom printers added for New Creo versions.

DataView version 2.7
Enhanced Report Designer. Column position and width now adjustable
'Multy Line Data' option added so long data fields wrap onto next line.
Bug Fix (from 6.0.3) Window on Top hiding Input Windows in Custom Printers

Version 5.5 Igen/ Creo Accounting files now supported
DocuSP Hot Folders easier to set up. In 'Source Printer' type folder name as *'\\IP Address\Folder Name'*

DataView version 2.65
Now has a menu item 'Show Hour'. Use instead of Mask to show the Hour in a time field. (enables 12 hr time to be displayed correctly)

5.5.1 Now reads Creo files saved in any order.

Support for the extra fields in Fiery System 8 software

5.5.2 Auto Start Watched Folder option in Preferences
Auto Start up Watched Folder Mode from Shortcut + " watched"
Run PAM in System Tray option when in Watched Printer Mode
Bug Fixed..... Problem loading Clip picture on start up
Removed all Registry calls to aid installs in secure locations

Version 5.4 French cost fields now calculate French DocuSP costs.
Media Costs now support French DocuSP data
Cost labels now shown in French for French data.
TCost Plug-In now works with French files
Event Log Implemented.
Fix for Media Costs calculated wrong in Paper stock list when more than one attribute found for each stock
Fix for when more than one French file is read.
Fix for TCost(v1.1) Plug-In not working correctly. Puts files in temp folder now
Dataview 2.61 displays French costs correctly

5.4.1 Support for new DocuSP version 9 fields.
Report Completion Information Final JDL Final JDE
Custom Printer support for DocuSP ver 9 files
Print Group now shown on Printers screen
Bug Fixed. Not displaying the ORF from the first configured printer on startup.

5.4.2 Bug Fixed. Unable to Delete Source Printer.

Version 5.3 Fix for account problems when Finishing Applied used
Fix for Docusp version 5 and below problem with field names
FTP Temp now can be changed to a different folder
New Registration Code

5.3.1 Fix for Not making FTPTemp folder on install
Fix for not saving Input Printer Details

5.3.2 Fix for not selecting English on start. Making data collection fail.
Data config files now stored in bin file not registry. Only install folder and version info stored in reg
Easier registration key. Only four sections and uses hex codes only.

Dataview version 2.6
DV fix for media stock display when subtotal of a subtotal ticked.
Report Designer now has 3 save options

Version 5.2 Fixed Total Print time bug introduced with docusp 6 + files
Dataview version 2.5
Sub Total - Sub Totals
Select if Equal or Not Equal to field data

Version 5.1 Complies a listing of media stock used when 'Media Costs' is selected in DocuSP records.(This file is saved in the same location as the 'Output File', but with 'PStock.csv' added to the filename.)
Updated version of PAM and DataView User Guides.
Print button on Costs screen.
Printed costs now show up to 8 decimal points.
DataView 2.3 install (Open & Sub Total of DocuSP Paper Stock)
Updated Fields and Information for DocuSP version 4.1
Bug Fixed... Media costs bug when Hole Count not found in stock (since PAM ver 4)

5.1.1 Control file for dos sessions now in temp folder not c root (XP Security)
Dataview 2.32... Increases Lookup table entries from 100 to 1000

5.1.2 Backup and Restore data files option (admin only).
Faster convert tab to comma on fiery files.
Conversion of USA Dates in Fiery 2 data
Browse for folder dialog boxes.
Autofill email from passcode page.
Link to new pamsoftware website

Version 5.0 PAM File Converter 'TransForm' Installed
Help Bar at bottom of main screen.

Support for DC 8000
Bug Fixed: Security menu now disables when processing
Bug Fixed: PAM User Guide now runs from Splash screen.
Bug Fixed: Shows error on faulty data from NPS

DataView 2.2 *installed*
Select Records Menu. (=,=>,=<)
Help bar at bottom of main screen
Edit Column Positions for Report Designer in config screen.
If Problems with landscape width, edit the right hand column positions
Fix for Sub Total of last field. (broken in previous version)
Fix. Now can add record when no records displayed.
Fix. Wrong count when no records.
Fixed Error with 0 records applying mask.

5.0.1 Resizable Main Screen
Saves Font and Window size values
Movable windows
Ability to change font size on Displayed Printer Records
Assigning control file to user button now disables the group options
Only possible to run TransForm now from PAM

Version 4.5 Draft print now has choice of either group file
Increased media cost lists for flat screen compatibility
Added TCost plug-In
Added Custom printer for DocuSP Rec Def files
Added Custom printer for new Fiery 5252 files
Cost can be enterd for up to 8 decimal places
Full French DocuSP account fields
Only numbers can be entered in the cost fields.
Version 2 Fiery files can now be processed if they are 'comma' or 'tab' delimited.
Conversion of Fiery long number date format fields
DataView 2.1 *installed.*
More accurate costing. Cost fields can be set to be from 2 to 8 decimal places.
Sub-Total all or highlighted records (Sub-Total Sub-Totals)
Mask now applies to either all or the highlighted records.
Reports now show all or highlighted records.
Report Designer module added. Now a choice of three report options.
New 'Word' Report Fields:
Columnx : Shows data from column x *e.g. column3*
Topcolx : Shows the data field at the top of the column listing *e.g. Topcol2*
Hedcolx : Shows the header from column x *e.g. Hedcol5*
Browse option so different 'Word' templates can be used.

Bug Fixed: Removed Not Printed message on good Draft prints
Bug Fixed: Media costing bug when page size is reversed.

4.5.1 Added creo ver 4 to ip printer screen
Now Converts fiery ver 2 dates to standard 24hr format
DataView 2.11
Mask now shows first highlighted field.
Bug Fixed: Designer not enabling landscape total fields

Version 4.3 Up to 20 source printers can now be defined
Admin security logon. Configuration options can only be accessed with Admin rights.
Extra Finishing Cost Options for different finishers
Recipient field can now be used for Offline Finishing Costs
Enter Name of finishing or
Enter =2.36 to charge 2.36 or
Enter *0.25 to charge 0.25 per copy
Limited Dutch Language support added.

Installed with ***DataView 2.04***
Print Graph function added

The Graph can now show selective records by highlighting/selecting them.
Super fast Delete and Duplicate Search
Remove mask menu option added

Bug Fixes and Additions
Costs print out now includes the cost bands.
Cancel on a multiple printer run now only cancels that collection
Watched mode cannot be exited when printers are being polled.

4.3.1 Support added for DocuSP EBCIDIC Files
DataView 2.05 *installed*
Bug Fixed: Deleting a record adds extra headers. (from version 4.3.0)

Version 4.2 Watched Printer Mode Added
Plug-In Software support.
This version extends the Printer Group features by allowing different accounts files to be saved for each printer group, in either 'Normal' or 'Watched Printer' mode.
The User applications can now be set to run either file by default.
Moved collected data screen into program config section.
Changed temp file for file import to 'Accounting Info.txt' from 'accounts.txt'.
Documents (User Guide etc.) moved into Docs folder.
Support for Xerox 2101 and DT120 added
Bug Fixes and Additions:
Now deletes cost temp file on exit
Removed 100 record restriction on Custom input fields.
Custom mode now correctly processes converted commas. (changes to '-')
Now 'append' option is kept when collecting data in multiple printer mode.
Append mode does not now reset after entering Program setup
Append does not reset when 'cancel' is selected
PAM does not display 'Operation Cancelled' message when save file option chosen.
No * allowed in group name.

Version 4.1 Custom Printers can now be setup which enables PAM to collect data from many more sources.
Metric Paper size support for DocuSP

4.1.2 Bug Fixed: Not costing multiple stocks in DocSP files. (since version 4.0.0)

4.1.3 Bug Fixed: Error message when bad entry on cost band screen.
Custom printer list can now read other similar files.
Can now check for mm and inch entries in docusp data.

Version 4 Three Cost Bands. Based on amount of 'Sheets Printed'.
All Cost data highlighted in Blue.
Save and Load cost data files function added.
All cost settings now printed out.
Drilled paper Cost function added.
Now Grouped printer data can be appended to saved data.
Limited support for French data.
Some not all French DocuSP fields included.
Selected from setup/Docusp language menu.
Extra info in Creo DC6060 accounts file data supported.
Excel now works with default temp/accounts.txt file even if default file is different.
Total Job Time now in Seconds
DataView 2 and user guide now included. (Enhanced)

4.0.1 Support for Xerox 3535 added.

Version 3.0 N.B. Version 2.8 and 2.85 were pre release versions and contain some but not all of these new features.
The new Fiery version 2 software is now supported
All application data files are now encrypted for added security.
PAM can now be personalised with a company name. This appears in the 'Title Bar', on the 'About' screen and is printed on the Cost settings printout.
The 'User Defined Buttons' are now easier to configure. They only need the data file and not the application to run.

If they are configured with an application file then it's icon is now displayed.
The default save file location can now be selected.
(On previous versions 'temp folder'/accounts.txt).
PAM can now be set to always append data.
These last two features can be used together to continually populate a database on a server.
Running Queries in a program such as 'Microsoft Access' can then be configured to interrogate the collected data.
An 'autorun' switch can now be added to the program shortcut to make PAM collect and save data automatically when it is activated.
A 'AutoRunLog.txt' file is generated when PAM is run in 'autorun' mode.
A 'nopassword' switch can also be added to the shortcut. This will bypass the customer security password. This enables the password to be changed if it has been forgotten.
PAM does not now need to search for the Acrobat and Explore executables to run the User Guide or the Web Link.
All the new DocuSP version 3.6 fields are now included. These include the Colour information from the DC2060/6060 colour printers. (See DocuSp field list for complete listing)
All 'Null' (empty) number fields are now converted to show a '0'. This aids import into database programs such as 'Access'
A few bugs around FTP file transfer which crept into earlier versions are now cured.
Various cosmetic changes to make PAM easier to use.

3.0.3 Fix for the Finishing Cost calculation.
Fix for NPS Cancelled by operator field.

3.0.4 Fix for first orf being a Text field causing data corruption.
Extra Cost fields for Single and Double sided prints added.

3.0.5 Fix for new Fiery version 1 data fields changing name (note 1, note 2, Size (KB)) and new PDL field
Custom Fields added for all printers (not DT135).
Error checking for Windows rights on start up.
Fix for password cancel causing passcode to be reset (from ver 2.8.0)

Version 2.7 PAM now supports the new DocuSP accounting log versions 4 and 5 which are produced by DocuSP 3.11
DocuSP can now can be used as the 'Digital Front End' for the Xerox DC 2045 and DC 2060 printers and extra fields have been added to the field listing
N.B. These extra fields are produced for the DC printers only.
Two new cost calculation fields have been added for B/W and Colour prints.
Cost data from previous versions will be automatically updated.

Version 2 .62 This version now features the 'DataView' application program. This can be used instead of Excel to create a Subtotalled listing of the accounts data.
'Text Fields' replaces 'Blank' and 'Text' fields. This enables the user to add a header and cell text in the same column.
It is now possible to select 'Multiple' account records for processing from single or multiple printers. This overcomes the 1000 maximum records problem on DocuSP printers (DT61xx or DT 65,75). The account records can be 'Exported' whenever needed and processed as one file.
There are now links on the 'Help' menu and the 'About' form to the PAMSoft Web Site. The PAM User Guide can now be read from the 'Help' menu.

Version 2.5 Now supports the DC2045 & 2060 Sitex Accounting information and has the ability to calculate costs for Impressions, Media and Colour/Black printing.
The Docucolor Media costs can now be calculated in various combinations of paper size and type, in the same way as the 61xx media costs are.
Printers can now be grouped so data can be collected from different types of printers automatically.

The New EPS fields are now supported these are:

Report ID	Initial JDL	Initial JDE
Records Read	DJDE Records Read	Channel Idle Time
Host Job Number		

A new 'Custom Field' can now be added to the DocuSP accounts list. This is so if the developers add extra fields to the data, they can still be processed.

Version 2.4 DocuSP 2.0 New fields.
DocuColor 2045, DC2060, DC12 and DC40 accounting log support.
Cost Calculation fields for DocuColor and DocuTech Products.
Sub Set finishing options supported.
Auto Run feature (for automatic import into application program
This version supports the new data fields in DocuSP 2.0
There are three options for exporting the Accounting data from the Printer.

The new data fields are:

Collate Mode	Impressions to Top Tray
Interrupt Status	Lines Printed
RIP Interrupt Time	Complexity Induced Skips
Print Interrupt Time	

This version supports the new Fiery Jog Log data from DocuColor 20xx, 12, 40
The Cost Calculation feature has been implemented for both DocuColor and DocuTech printers. The program will work out the costs of various items listed below.
DC Printers:
Costs for Page Size, Media Type, Colour and Black & White Images can be set, and the program will calculate the various charges.

DT Printers: The new fields are:

COST of Total Impressions	COST of Sheets Printed
COST of Sheets > 9" Wide	COST of Finishing Applied

Both Types
Works out the cost of various finishing options (Single/Dual Stitch, Binding , SBM etc)
Total Media COST (Up to 99 different Media stocks can be defined.)
If more than one Finishing option or Media is used then all are added together to show a Total Cost.
Now supports sub set finishing options in DocuSP 1.42 and above.
Clicking the RIGHT mouse button on the following gives a quick shortcut to some menu items.
Right click 'Process' opens the Program Settings Window.
Right click 'input records' opens the Select input Printer Window.
Right click 'output records' opens the Data Format Window.
Multiple FTP file transfer is now supported. So an '*' can represent all files.
There is a new option in Program Settings to process Archived data. This enables you to switch easily between the Archive folder and the normal data folder. In 'Archive Mode' more than one file can be selected for processing.

The Program now Archives data from all printer sources If a duplicate file is found in the Archive folder, the data file is renamed, with the date and time the file was processed added to the file name.
When the Archive option is used, any or all of the files can be selected for processing. This uses the standard 'Windows' method of pressing the 'Shift' or 'Ctrl' key while clicking on the file name.
The program now installs in a specified program group.

Version 2.0. File data can now be collected automatically from All Printers. Printer set-up now includes a Data Source Folder setting to save navigating the network to find each printer. Less Icons in the icon bar to ease confusion. New Printer Settings form. Data can now be deleted, copied or moved to a folder for archive after processing. Date

and Time stamp on end of FTP Collected Files. Slight re-design of the main form.
Archive file facility added . Support for sub set finishing added.

Version 1.6 The program can now be run ten times before a password is needed to register.
Collect data from File, All Printers, Individual printers Option added.
Full FTP collection facility. The DT135 data manager is now for all printers.
Ability to assign output fields to a pre configured printer.
Append data option for the Accounts.txt output file so data from all printers may be imported at once.
Blank Input Field added, Enables you to create header fields in the spreadsheet with no data in columns.
Output field data can now be repositioned using the UP / DOWN arrows.
Blank Account Text facility added to the settings menu. Where 61xx account data is blank the text from this is entered instead.

Version 1.5 Now uses the DT 135 Accounting and Activity logs to calculate the Start , Finish and Total Job/Print Times. Also reads the sender and date information from a network submitted job.
Now has a DT 135 Data Manager which uses ftp to collect the accounting information from the printer or printers.
Works with data from DT6100 and DT/P65,75
New field (Total Print Time) added to DT65,75/61xx input fields
Text Input Field added, so labels can be added to each record.

Version 1.4 Ability to change the output file format (comma, tab, fixed width etc)
DocuPrint NPS data input module added.
Password protection added to enable printer types.
Program now stores all settings. (I.E. Directories used for each printer type, Save and Load directories, Delimiter options and File Save, Time and Media options.)
Four Program Launch Buttons instead of one.
Easier to use interface.
Invalid entries with 'equals' signs now convert.

Version 1.3 DocuColor 40 data input module added (Scitex and Fiery)
DocuTech 135 data input module added
Clear button added to Clear all output fields.

Version 1.2 Password Protection added.
ToolBar for easy access of options
Open dialog box now remembers last directory used.
Draft Print of Spreadsheet Data available.
Launch Button for Spreadsheet.

Version 1.1 Windows 95/NT (32 bit)

Version 1.0 Original Version for Windows 3.1 (16 bit)